

SL. NO	ADM. NO	NAME
1	9065	ABHI ROOPA S.
2	9249	BOBBY. S.
3	9069	CATHERINE CHRISTINA P.
4	9071	DAPHNE K.S.
5	9072	DIVYA SHRI V.
6	9073	EMEMAL JABAKUMARI. C.

SL. NO	ADM. NO	NAME
7	9075	HARINI R.
8	9077	JANANI. M.
9	9078	JENNY GRACELIN SWEETY. S.
10	9082	KATHARINE CINDRELLA. P.
11	9087	KRITHIKA A.
12	9250	MADHUMITHA. M.
13	9251	MITHRA. S.

SL. NO	ADM. NO	NAME
14	9096	REENA P.B.
15	9097	RESHMA C.G.
16	9252	SASIKALA. I.
17	9100	SHA AKSHAYA
18	9101	SHANIYA GRACE CLAUDIUS
19	9102	SMILEY HANA CLADIS F.
20	10035	SREE NETHRA S


SL. NO	ADM. NO	NAME
21	9404	TIARA. K.
22	9064	AARON JUDE RAVINDRAN
23	9246	ABINASH. K.
24	9066	ADHIRAJ M.
25	9247	AKASH ANTONY. G.
26	9067	ALBERUS JOSHUA. C.
27	9068	ANISH LEO J.

SL. NO	ADM. NO	NAME
28	9248	ANISH SAM ANNAN. J.
29	9821	ARUL INIAN L
30	9074	ETHAN JOSHUA DANIEL
31	10187	INIYAN J CH
32	9076	JAISUN N.
33	9080	JOESUN K.
34	9686	JOSHAYET ALVAN ROZARIO

SL. NO	ADM. NO	NAME
35	10028	KEVIN REYNALDO J
36	9085	KEVIN. S.
37	9086	KISHORE E.
38	9088	LEYAN AMARU S.
39	9089	MAHESH. M.
40	9090	MUKUNDHAN P.
41	9093	NEEVE JOHN CORREYA

SL. NO	ADM. NO	NAME
42	9094	NITHISH KUMAR S.
43	9687	NOEL RAJ A
44	10030	RENESH R
45	9403	RIJESH KARTHIK. H.C.
46	9099	SAI DARSHAN. T.
47	10032	SAMSON JOSHUA D
48	10190	SHREERAM S


SL. NO	ADM. NO	NAME
49	10034	SIDHESH M S
50	9103	THARUN RAJ. A.S.
51	9104	THOMAS RAJ. S.
52	9106	VISHNU MITHRAN S.
53	9107	VISWAANDIRAYAN. S.
54	9108	ZIEGEN BALQ. I.




SL. NO	ADM. NO	NAME
---------------	----------------	-------------

Bro. Ramesh Amalanathan


HEADMASTER



SL. NO	ADM. NO	NAME
---------------	----------------	-------------



SL. NO	ADM. NO	NAME
---------------	----------------	-------------



SL. NO	ADM. NO	NAME
---------------	----------------	-------------

ST.PATRICK'S ANGLO INDIAN HR. SEC. SCHOOL

CONSOLIDATED MARK LIST - Quarterly exam

STD X A - 2021 - 2022

No of Subject Failed	Lang	English	Maths
—	48	61	83
4	26	42	25
—	52	75	80
—	56	64	46
—	45	60	68
3	26	47	25

CONSOLIDATED MARK LIST - Quarterly exam

STD X A - 2021 - 2022

No of Subject Failed	Lang	English	Maths
—	60	74	85
3	14	47	28
—	67	71	90
2	35	44	33
—	40	70	35
1(A)	ab	67	30
—	47	57	42

CONSOLIDATED MARK LIST - Quarterly exam

STD X A - 2021 - 2022

No of Subject Failed	Lang	English	Maths
—	70	81	86
1	55	60	26
—	46	54	42
4	18	48	17
3	13	60	18
—	77	81	96
	65	80	87

CONSOLIDATED MARK LIST - Quarterly exam

STD X A - 2021 - 2022

No of Subject Failed	Lang	English	Maths
—	35	70	43
2	17	27	43
5	12	30	15
—	46	53	35
—	76	80	91
4	20	58	33
3	45	48	20

CONSOLIDATED MARK LIST - Quarterly exam

STD X A - 2021 - 2022

No of Subject Failed	Lang	English	Maths
3	23	45	17
—	50	51	39
3(A)	ab	50	13
3	30	44	25
—	52	73	65
3	20	35	38
2	27	53	60

CONSOLIDATED MARK LIST - Quarterly exam

STD X A - 2021 - 2022

No of Subject Failed	Lang	English	Maths
3	22	25	35
—	53	72	69
3	36	51	19
5	6	26	30
3	42	55	17
—	67	66	43
1	55	61	27

CONSOLIDATED MARK LIST - Quarterly exam

STD X A - 2021 - 2022

No of Subject Failed	Lang	English	Maths
1	30	44	25
2	25	59	64
3	30	40	44
—	71	76	84
3	13	37	42
1	38	63	36
5	16	28	19

CONSOLIDATED MARK LIST - Quarterly exam

STD X A - 2021 - 2022

No of Subject Failed	Lang	English	Maths
5	17	27	20
—	44	55	69
4	10	35	23
2	11	35	40
5	16	30	10
4	11	40	25

CONSOLIDATED MARK LIST - Quarterly exam

STD X A - 2021 - 2022

No of Subject Failed	Lang	English	Maths
---------------------------------	-------------	----------------	--------------

Mrs. Muthulakshmi

CO-ORDINATOR

CONSOLIDATED MARK LIST - Quarterly exam

STD X A - 2021 - 2022

No of Subject Failed	Lang	English	Maths
---------------------------------	-------------	----------------	--------------

CONSOLIDATED MARK LIST - Quarterly exam


STD X A - 2021 - 2022

No of Subject Failed	Lang	English	Maths
---------------------------------	-------------	----------------	--------------


CONSOLIDATED MARK LIST - Quarterly exam

STD X A - 2021 - 2022


No of Subject Failed	Lang	English	Maths
---------------------------------	-------------	----------------	--------------




Science	Social Science	Total	Rank
73	91	356	8th
33	33	159	—
70	78	275	12th
50	73	289	11th
28	47	248	—
49	25	172	—




Science	Social Science	Total	Rank
72	82	373	7th
17	37	143	—
74	82	384	5th
30	35	177	—
49	57	251	17th
47	58	202	—
39	50	235	20th




Science	Social Science	Total	Rank
79	87	403	3rd
41	56	238	—
57	68	267	14th
13	31	127	—
28	57	176	—
75	91	420	1st
67	86	385	4th




Science	Social Science	Total	Rank
48	69	265	16th
22	39	148	—
11	24	92	—
56	57	247	18th
80	89	416	2nd
17	24	152	—
19	31	163	—




Science	Social Science	Total	Rank
17	27	129	—
38	58	236	19th
10	22	95	—
43	34	176	—
49	58	297	10th
23	20	136	—
27	44	211	—




Science	Social Science	Total	Rank
8	36	126	—
68	68	330	9th
21	28	155	—
8	17	87	—
29	25	168	—
38	57	271	13th
52	57	252	—



Science	Social Science	Total	Rank
36	35	170	—
24	45	217	—
15	23	152	—
85	67	383	6th
12	10	114	—
25	43	205	—
15	22	100	—




Science	Social Science	Total	Rank
14	21	99	—
47	56	271	13th
10	22	100	—
12	41	139	—
12	30	98	—
9	29	114	—




Science	Social Science	Total	Rank
----------------	---------------------------	--------------	-------------



Mrs. Linda
CLASS TEACHER




Science	Social Science	Total	Rank
----------------	---------------------------	--------------	-------------




Science	Social Science	Total	Rank
----------------	---------------------------	--------------	-------------




Science	Social Science	Total	Rank
----------------	---------------------------	--------------	-------------



**% of
Attendance**



**% of
Attendance**



**% of
Attendance**

